



District Report Card: 2017


State: Meghalaya	District: East Khasi Hills
Class: 3	Subject: Language
Schools: 61	Students: 938


Participation/Coverage


Students

GENDER 	Boys		Girls	
	Number	%	Number	%
	417	44.46	521	55.54

AREA 	Rural		Urban	
	Number	%	Number	%
	735	78.36	203	21.64

CATEGORY 	SC		ST		OBC		GEN	
	Number	%	Number	%	Number	%	Number	%
	5	0.53	828	88.27	8	0.85	97	10.34

CWSN 	LD	VI	HI	S&LD	ID	Oth
	0	1	0	0	1	1

Management 	Government		Government-aided	
	Number	%	Number	%
	279	29.74	659	70.26

Average Performance of Students in Language (%)

Overall	Gender		Area		Management		Social Group			
	Male	Female	Rural	Urban	Govt.	Aided	SC	ST	OBC	GEN
71.17	70.12	72.00	69.22	78.19	71.49	71.03	65.33	69.23	90.00	86.46

Performance on Learning Outcomes (LOs)

Learning Outcomes	Description	Average Performance(%)
L304	Reads small texts with comprehension i.e., identifies main ideas, details, sequence and draws conclusions	72.52
L312	Reads printed scripts on the classroom walls: poems, posters, charts etc.	68.46

Range of Performance of Students who Answered Correctly							
Below 30%		30% - 50%		50% - 75%		Above 75%	
Number	%	Number	%	Number	%	Number	%
48	5.12	123	13.11	338	36.03	429	45.74

Lowest Performing Learning Outcomes (LOs)

1 - Reads printed scripts on the classroom walls: poems, posters, charts etc. (68.46)

2 - Reads small texts with comprehension i.e., identifies main ideas, details, sequence and draws conclusions (72.52)